

Robin Hood

The Performers Inc.



Guia didàctica

[Cicles]



Jove Espectacle

www.jovespectacle.cat/escoles

jovespectacle@gmail.com

609313501

English exercises for: Robin Hood.

“No Child is fully educated or
Adequately prepared to live in an
Increasingly technological world
Without understanding the meaning
And beauty transmitted by the Arts.”
-J.P. Getty Trust

Before watching the play

1. Go over the following vocabulary. Look up the words in the dictionary if necessary.

To predict	Nasty
Loyal	Unless
Servant	Consequence
To marry	Straight
To become	Tidy
Man and Wife	Quiet
To force	Absent
Whether	To survive
Strong	To die
Brave	To hurt
To concentrate	To pay back
Good-for-nothing	Aunt
Garbage	Nephew
To respect	To leap on
Authority	Slave
Necklace	Land
To dare	Little
To smell	Forest
Smelly	Safe
Messed up	To freeze
Alike	Spy
Outlaw	Warrior Arts
To break into	To prove oneself
To demand	On guard
To belong	To protect
Belonging	To be cornered
To send	To subdued

Crotch
Revenge
Pain
To hug
To be embarrassed
Sequence
Abruptly
Danger
Evil
Selfish
Wicked
Worst
To rule
Team
Idea
Obligatory
Route
Hood
To recognise
To carry out
Horse
Sheriff
Here
Money
Signal
Order
Position
To hide
To rush
To bump into
Hideout
Naughty

Sack
Gold
To distribute
Coins
Food
Jewels
To Lean
To capture
To rescue
To release
To calm
To hate
Deaf
Lunatic
Powerful
To manage
Announcement
Prediction
Invincible
Complicity
Underneath
Disguise
Friar
To kneel down
Ready
To regain
Consciousness
To acknowledge
To be caged
To react
Safe and sound

2. Listening comprehension:

- Together with these pages you will find an interactive CD that can be listened to in any sound system. This CD includes one scene and the songs from the play which will develop comprehension and diction skills.
- There is a computer file in the CD (it runs automatically once you insert the CD in the CD/DVD drive or you can run it from the root directory by opening index.htm file which will lead you to a web site) where you will find the transcribed scene and songs, as well as the karaoke of the songs to be sung in Music or English class.
- Finally, in this computer file you will find as well the scripts and teaching packs of each play.

Songs from the play:

- Read the lyrics and underline the words you don't understand.
- Listen and follow the lyrics.
- Try to deduce the meaning of the words you don't understand from the context.
- Look up the words you still don't understand in the dictionary.
- Listen and sing each line from the song.
- Sing the whole song.

Scene from the play:

- Read the whole scene and underline the words you don't understand.
- Listen and follow it in the script.
- Try to deduce the meaning of the words you don't understand from the context.
- Look up the words you still don't understand in the dictionary.
- Listen and repeat each line from the script.
- Read the whole scene with a partner.

3. **What do you know about Robin Hood?**

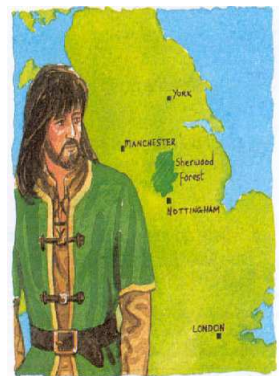
In pairs, look at these sentences and say if you think they are true or false.

- Robin Hood lives in a castle.
- He lives in Spain.
- He is a bad man.
- He wears green clothes.
- He is very rich.

4. **Now read the text and check your answers.**

5.

Robin Hood lives in a forest in England. The name of the forest is Sherwood Forest. He lives there with his friends. His best friends are Little John and Friar Tuck. Friar Tuck loves eating and playing tricks on people. Robin is in love with Marian. She's very beautiful. Robin and his friends have an enemy - the Sheriff of Nottingham. He's a bad man because he tries to make the poor poorer and the rich richer. Everybody in the town likes Robin because he takes money from the rich people to give it to the poor people.



6. **Match the people to the words to make sentences about Robin Hood and**


<u>Robin Hood</u>	→	<u>Lives</u>	→	<u>eating and playing tricks</u>
		<u>Loves</u>	→	<u>the Sheriff of Nottingham</u>
		<u>Has</u>	→	<u>in Sherwood Forest</u>
<u>Friar Tuck</u>		<u>Gives</u>	→	<u>Marian</u>
		<u>Takes</u>	→	<u>friends called Little John and Friar Tuck</u>
<u>Marian</u>		<u>Likes</u>	→	<u>from the rich</u>
		<u>Doesn't like</u>	→	<u>Robin's girlfriend</u>
		<u>Is</u>	→	<u>to the poor</u>

7. **Student A**

- a) Describe what you can see in this picture. Your partner must draw it. Don't show your picture to your partner until you've finished! Don't forget to dictate the sentence too!



- b) Now Student B will describe a picture. Draw it in this box:



Student B

- a) Your partner will describe a picture to you. Draw it in this box.
Don't show your picture to your partner until you've finished!



- b) Now describe what you can see in this picture. Your partner must draw it.
Don't forget to dictate the sentence too!



8. How many words can you find in the square? They can go up, down, backwards, forwards and diagonally.

Robin Hood - Friar Tuck - Marian - arrow - castle - sheriff - gold - rich - poor -
taxes - forest

V	G	Q	D	I	D	Q	Q	H	N	I	B	Q	R	Q
Z	F	F	I	R	E	H	S	L	X	K	S	H	I	U
H	H	E	B	D	Q	B	Z	F	F	R	M	Y	U	I
F	K	Z	X	C	E	Q	I	D	B	P	L	Z	L	S
M	W	Q	R	R	A	K	E	A	Z	M	I	I	V	E
C	R	E	P	L	X	A	L	K	X	I	K	R	E	R
J	V	E	Q	F	R	G	I	N	H	E	M	Q	H	Q
I	G	Q	Q	Y	D	Q	S	Z	M	I	S	G	B	F
J	A	R	R	H	J	V	A	D	L	Q	G	G	Y	A
F	R	I	A	R	I	U	C	K	X	W	V	D	S	B
K	Q	C	J	M	I	K	C	M	J	G	L	B	E	B
I	P	H	A	N	A	I	R	A	M	D	I	A	M	N
C	D	G	E	Y	X	L	Q	W	K	A	U	N	H	I
Y	J	D	Q	D	Z	E	C	J	C	H	R	J	M	I


DISCUSSION WITH THE ACTORS

After watching the play


1. Draw the story using the following guidelines:

- 1) The Sheriff of Nottingham and Mortianno are in the Sheriff's castle predicting his future.
- 2) Robin enters from the audience like a superhero.
- 3) Robin and Marian fight.
- 4) Robin, dressed up as Friar Tuck, gets into the castle.

1)



2)



3)



4)



2. Put the following conversation between the Sheriff of Nottingham (SN) and Mortiano, in order. The first one has been done for you!

SN: What do you see, Mortiano, loyal servant of mine?

1

- | | |
|--|--------------------------|
| a) SN: And does she want to marry me? | <input type="checkbox"/> |
| b) Mortiano: I see... I see... | <input type="checkbox"/> |
| c) SN: Marry her? You mean we have to become man and wife? | <input type="checkbox"/> |
| d) Mortiano: I see... | <input type="checkbox"/> |
| e) Mortiano: You have to get rich! | <input type="checkbox"/> |
| f) SN: I know you see! But what is it that you see? | <input type="checkbox"/> |
| g) Mortiano: More! You need to get even richer! Richer than the richest man in the world! | <input type="checkbox"/> |
| h) SN: I heard you! Now stop repeating: I see... I see... I see..., and tell me something! | <input type="checkbox"/> |
| i) Mortiano: I see... I see... I see... | <input type="checkbox"/> |
| j) SN: Rich? But I am rich already! | <input type="checkbox"/> |
| k) Mortiano: Ah... I see Lady Marian. | <input type="checkbox"/> |
| l) SN: Rich, richer, richest! | <input type="checkbox"/> |
| m) Mortiano: Rich, richer, richest! | <input type="checkbox"/> |
| n) SN: Tell me more, tell me more! | <input type="checkbox"/> |
| o) Mortiano: More, more... | <input type="checkbox"/> |
| p) SN: (Furious) No! I mean, tell me what else you can see... | <input type="checkbox"/> |
| q) Mortiano: Pretty, prettier, prettiest! | <input type="checkbox"/> |
| r) SN: What can you see of her? | <input type="checkbox"/> |
| s) Mortiano: She is more than pretty! She is prettier than the prettiest woman in the world! | <input type="checkbox"/> |
| t) SN: Pretty, prettier, prettiest! | <input type="checkbox"/> |
| u) Mortiano: You have to marry her! | <input type="checkbox"/> |
| v) SN: Lady Marian?! Oh I like her so much! She is very pretty! | <input type="checkbox"/> |
| w) Mortiano: Exactly! | <input type="checkbox"/> |
| x) SN: Yes, she will do exactly as I say! | <input type="checkbox"/> |
| y) Mortiano: Oh, that doesn't matter! You have to marry you whether she likes it or not! | <input type="checkbox"/> |
| z) SN: What? What is it? | <input type="checkbox"/> |

3. Read the passage and put the verbs into the present tense:

Robin _____ (to return) home and _____ (to find out) the Sheriff of Nottingham
_____ (to get) richer and richer at the villagers' expense. He _____ (to go) deeper into the
Forest of Sherwood where he not only _____ (to meet) Marian again, his childhood friend, but also
_____ (to join) a band of exiled villagers and _____ (to become) their leader. With their help he
_____ (to try) to get back everything the Sheriff has taken from them. He now _____ (to have)
to prove his love for Lady Marian by rescuing her from the Sheriff's who has captured her to force her to marry him.

4. Read the passage above and answer the following questions:

1) What does Robin find out when he returns home?

2) Where does Robin go and who does he meet there?

3) What role does he play?

4) What is Robin's and his friends' plan?

5) How does he have to prove his love for Marian?

5. What is your favourite part in the play?

6. Why?
